







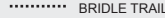

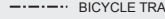
















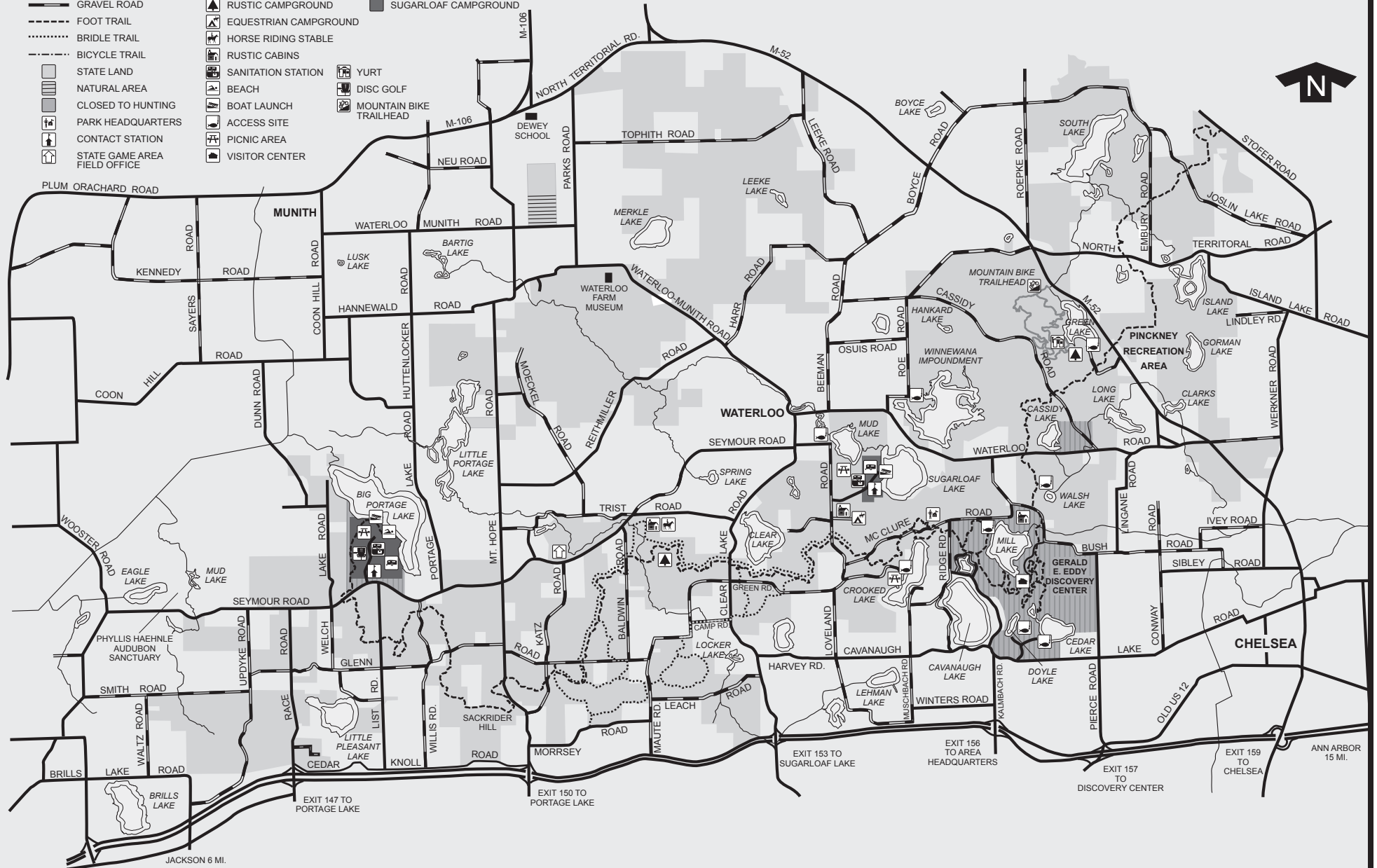


Waterloo State Recreation Area

LEGEND

- | | | | | | |
|---|------------------------------|---|-----------------------|---|-------------------------|
|  | PAVED ROAD |  | MODERN CAMPGROUND |  | PORTAGE LAKE CAMPGROUND |
|  | GRAVEL ROAD |  | RUSTIC CAMPGROUND |  | SUGARLOAF CAMPGROUND |
|  | FOOT TRAIL |  | EQUESTRIAN CAMPGROUND | | |
|  | BRIDLE TRAIL |  | HORSE RIDING STABLE | | |
|  | BICYCLE TRAIL |  | RUSTIC CABINS | | |
|  | STATE LAND |  | SANITATION STATION |  | YURT |
|  | NATURAL AREA |  | BEACH |  | DISC GOLF |
|  | CLOSED TO HUNTING |  | BOAT LAUNCH |  | MOUNTAIN BIKE TRAILHEAD |
|  | PARK HEADQUARTERS |  | ACCESS SITE |  | PICNIC AREA |
|  | CONTACT STATION |  | VISITOR CENTER | | |
|  | STATE GAME AREA FIELD OFFICE | | | | |



EXIT 147 TO PORTAGE LAKE

EXIT 150 TO PORTAGE LAKE

EXIT 156 TO AREA HEADQUARTERS

EXIT 157 TO DISCOVERY CENTER

EXIT 159 TO CHELSEA

ANN ARBOR 15 MI.

JACKSON 6 MI.