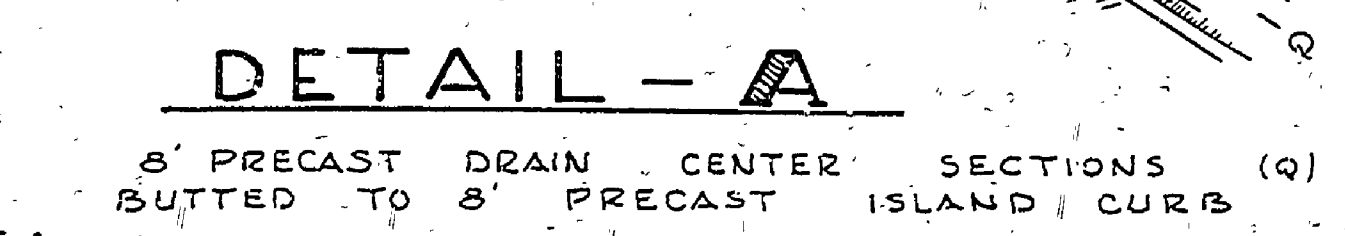
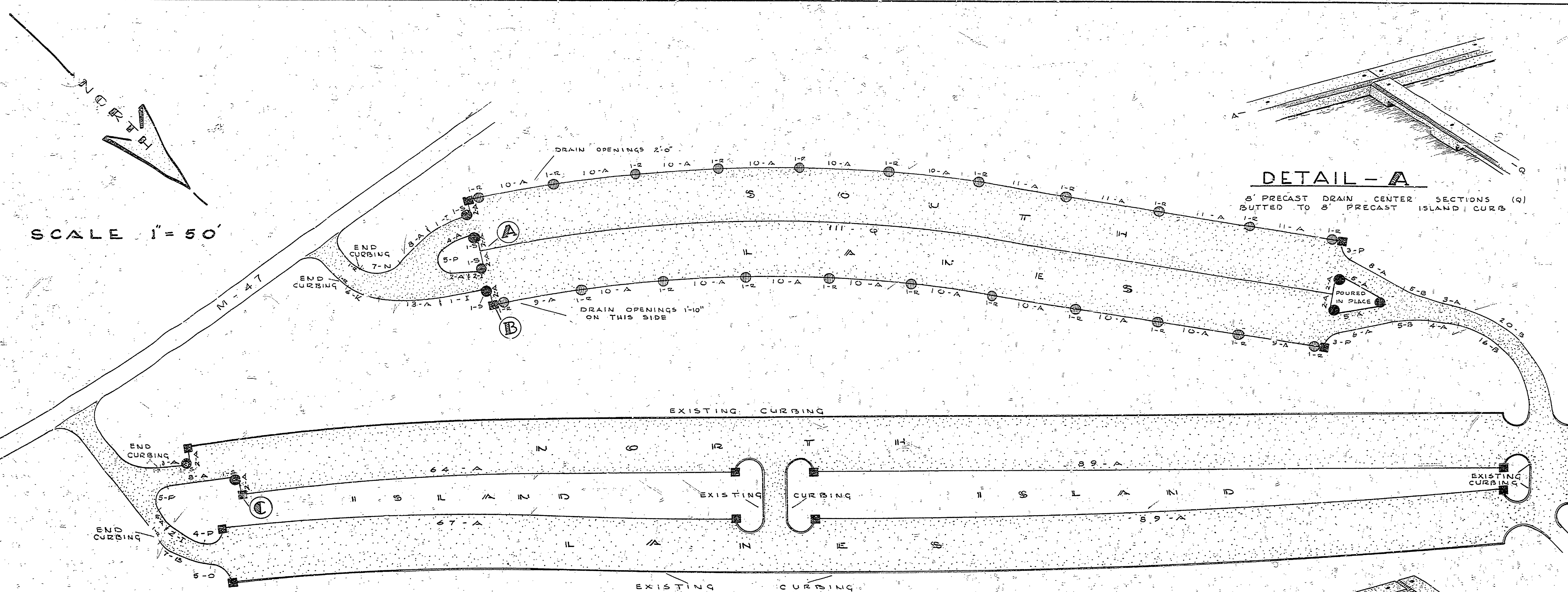
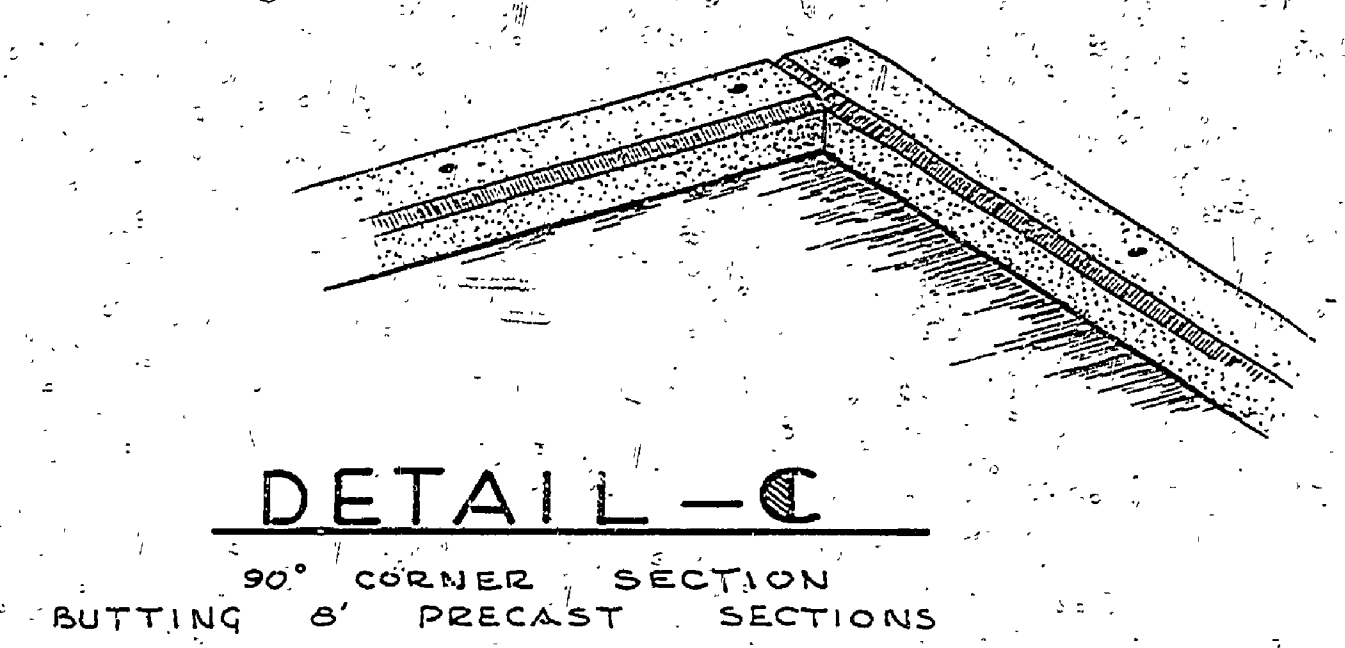
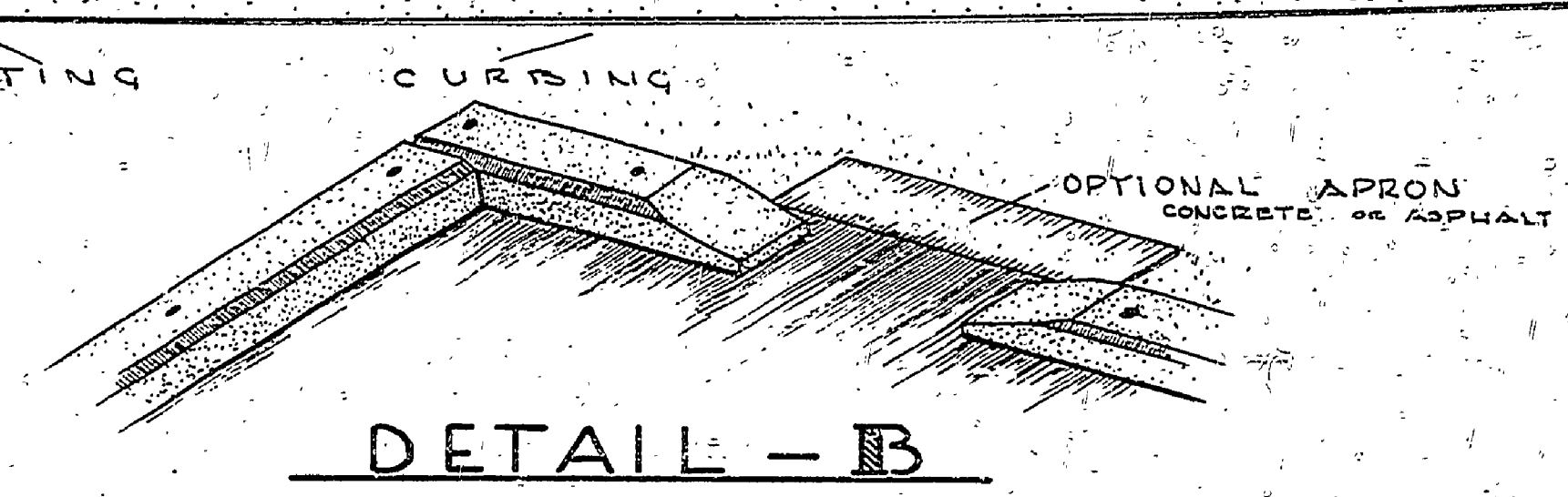


DESIGNED BY D.A.V.	DATE 11-0-61	REVIEWED ARCHITECTURAL	DATE 11-27-61	APPROVED	DATE 11-27-61	NO. 1	DATE BY
DRAWN BY W.A.A.	11-0-61	ENGINEERING	11-27-61			2	
CHECKED BY		LANDSCAPE				3	
						4	
						5	
						6	



NOTE
 90° CORNER SECTIONS
 WHERE THE NUMBER OF PRECAST SECTIONS INDICATED IS INSUFFICIENT TO COMPLETE THE MEASURED LENGTH, USE EITHER: POURED IN PLACE CORNERS OR PRECAST SECTIONS CUT TO THE MEASURED LENGTH



KEY TO POURED IN PLACE ITEMS	MATERIALS ESTIMATE				POURED IN PLACE ITEMS	REQUIRED MATERIALS
	NO. PCS.	CODE	LENGTH	BEVEL BOTH ENDS		
90° CORNER SECTION - USED WHERE NEEDED	53	B	8'	3/8"	90° CORNER SECTIONS	2 BBLs. CEMENT
5' RADIUS CURVED CORNER SECTION	6	I	6'	NONE	5' RADIUS CORNER SECTIONS	2 CU. YDS. CONCRETE AGGREGATE
DRAINAGE OPENINGS - TO BE PRECAST	6	K	6'	5/8"		126 LIN. FT. 3/8" ϕ ROD
	7	N	6'	1"		27 PCS. 9/16" X 24" ANCHOR PINS
	5	O	6'	1 1/4"		LUMBER AS REQUIRED FOR FORMING
	20	D	6'	1 1/2"		
	111	Q	8'	NONE		
	48	R	3'	NONE		
	6	S	5'	NONE		

See drawing sheet L-109 for details.

MICHIGAN DEPARTMENT OF CONSERVATION PARKS AND RECREATION DIVISION

BAY CITY STATE PARK WEST PARKING AREA - NORTH LANES PRECAST CURBS PLAN

SHEET NO. 1 OF 1 PLAN NO. L-109