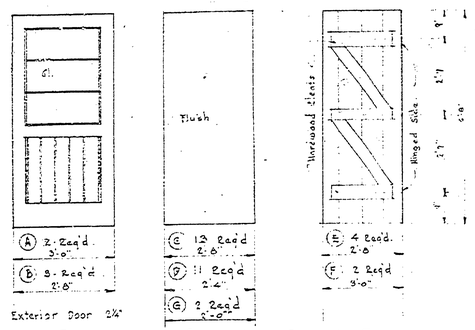

DOOR SCHEDULE
Scale ½" = 1'-0"

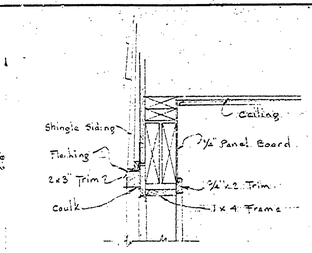

HEAD.

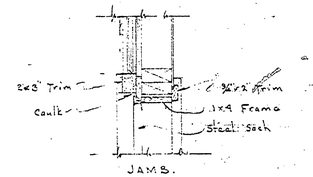

JAMB.

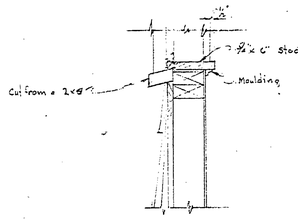

SILL

2ND FLOOR WINDOW DETAIL
Scale 1½" = 1'-0"

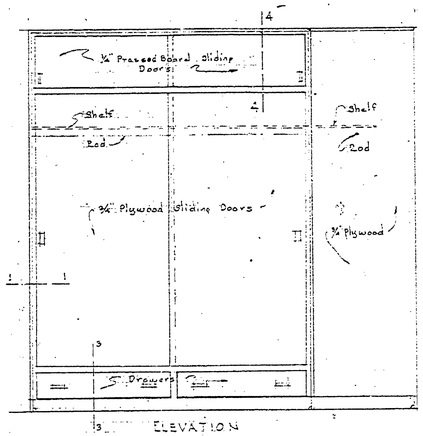

ELEVATION

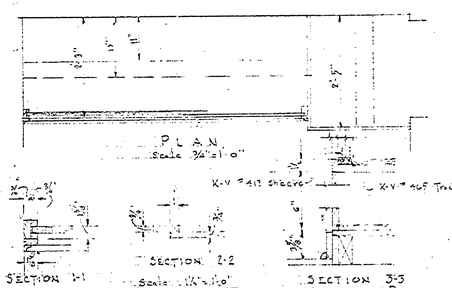

PLAN
Scale ¾" = 1'-0"

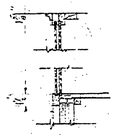

SECTION 1-1 SECTION 2-2 SECTION 3-3
Scale 1½" = 1'-0"

BATH ROOM WARDROBE DETAIL

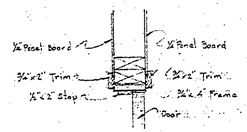

JAMB.
HEAD SIMILAR
DOOR FRAME DETAIL 2ND FLOOR
Scale 1½" = 1'-0"

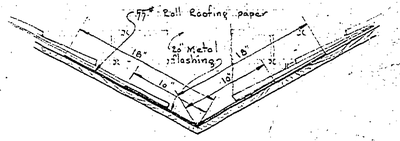

SECTION THRU VALLEY
Scale 1½" = 1'-0"

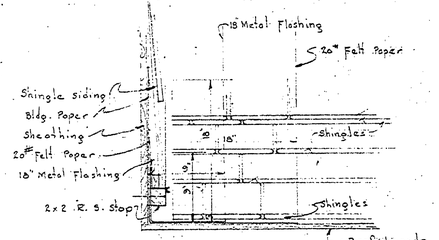

SECTION R-R
Scale 1½" = 1'-0"

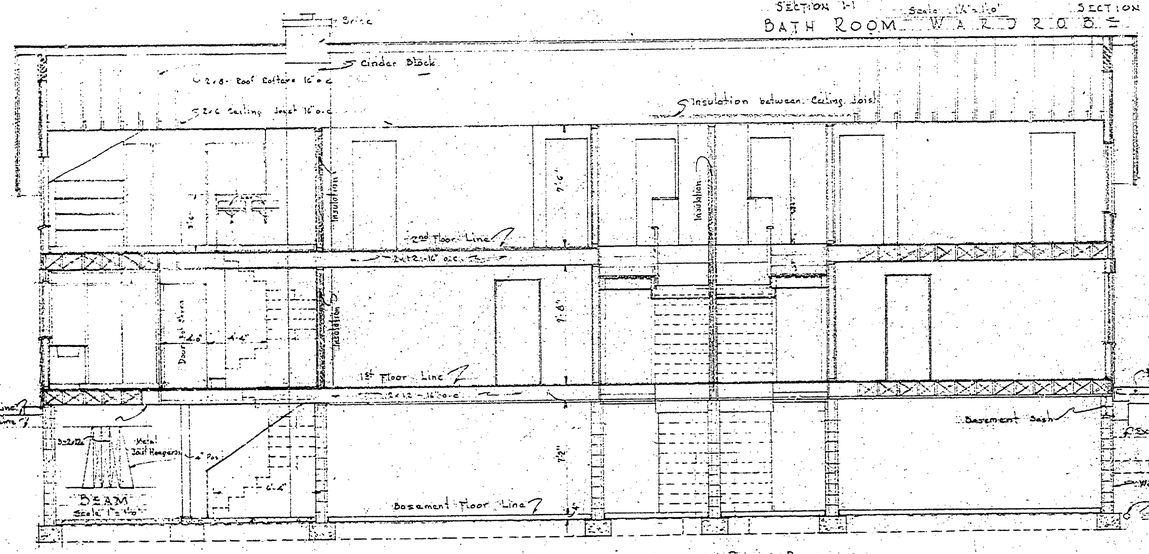

SECTION B-B
Scale ¼" = 1'-0"

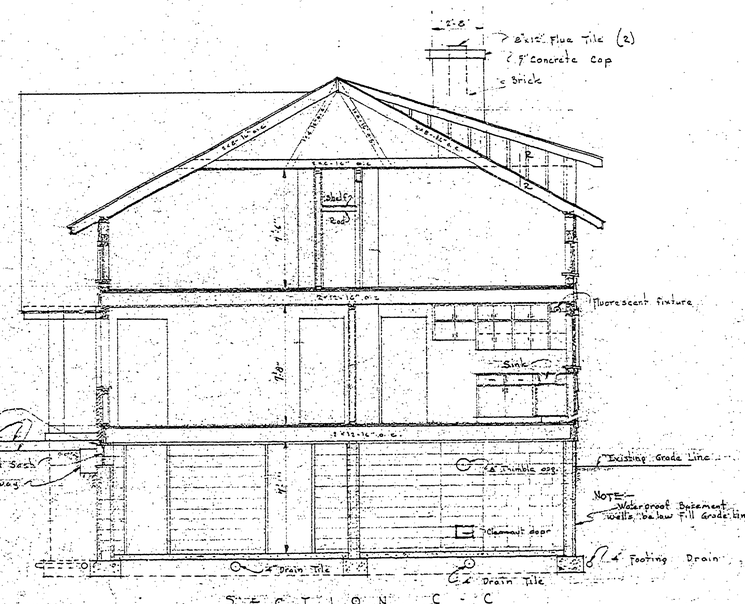

SECTION C-C
Scale ¼" = 1'-0"

No.	DATE	BY	REVISIONS
1			
2			
3			
4			
5			
6			

APPROVED BY			
ASSISTANT CHIEF IN CHARGE OF DESIGN		DATE	6-1-52
REVIEWED BY SECTIONS			
ARCHITECTURAL	J.T.R.	DATE	6-6-52
ENGINEERING	H.C.M.	DATE	10-10-52
LANDSCAPE	J.T.R.	DATE	6-6-52
DRAWN BY	J.W.F.	DATE	4-15-52
TRACED BY	J.W.F.	DATE	4-21-52
CHECKED BY		DATE	6-6-52
DATE			

MICHIGAN
DEPARTMENT OF CONSERVATION
PARKS AND RECREATION DIVISION

LUDINGTON STATE PARK
STAFF QUARTERS

SHEET NO. 6 OF 8

PLAN NO. A-104

MASTER PLAN #2